

OUTPATIENT EEG TESTING AREA, 1 STATION

#### KEY NOTES

1. MOUNT A5145, HOOK, AT 1372 [4'-6"] AFF.
2. LENGTH OF E1500, WALL MOUNTED RAIL, TO BE DETERMINED BY MANUFACTURER/INSTALLER.
3. COORDINATE LOCATION OF M1620, PATIENT CHART HOLDER, AND ROOM SIGNAGE.
4. COORDINATE LOCATION OF ELECTRICAL AND DATA OUTLETS WITH M1802, WALL MOUNTED, FOLD DOWN COMPUTER.
5. MOUNT A5145, HOOK, AT 1219 [4'-0"] AFF. PROVIDE 2-A5145'S FOR NAVY PROJECTS ONLY. MOUNT 1-A5145 AT 1219 [4'-0"] AFF AND 1-A5145 AT 1524 [5'-0"] AFF.
6. P3200, ELECTRONIC LAVATORY, MAY BE USED INSTEAD OF P3100, LAVATORY. FOR THE P3200 PROVIDE EITHER BATTERY POWER OR HARD WIRED CONNECTION.
7. INCREASE THIS DIMENSION AS NEEDED TO COMPLY WITH ADA IF THE DOOR HAS A CLOSER OR IF 610 [2'-0"] CLEARANCE IS NOT AVAILABLE AT THE STRIKE SIDE OF THE DOOR.

## OUTPATIENT EEG TESTING AREA, 1 STATION (OPEE1)

SPECIALTY MEDICAL CLINICS

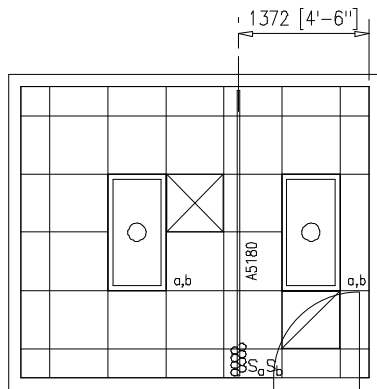
FLOOR/EQUIPMENT PLAN

11.15 NSM (120 NSF)

DATE: 01/28/2002

0 1000 2000

1:50 SCALE (MILLIMETERS)



# OUTPATIENT EEG TESTING AREA, 1 STATION (OPEE1)

SPECIALTY MEDICAL CLINICS

CEILING PLAN

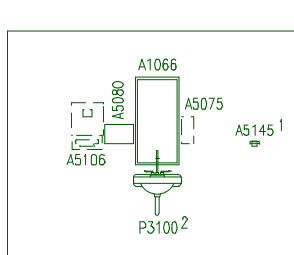
11.15 NSM (120 NSF)

DATE: 01/28/2002

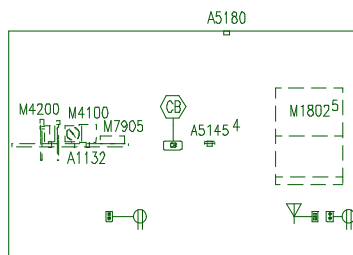
0 1000 2000



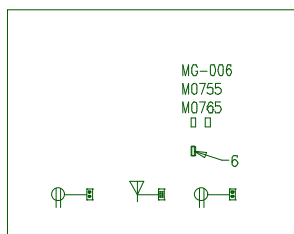
1:50 SCALE (MILLIMETERS)



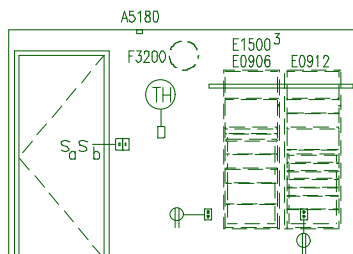
EAST



NORTH



WEST



SOUTH

#### General Notes:

1. For typical equipment mounting heights see "TYPICAL EQUIPMENT MOUNTING HEIGHTS" drawing.
2. MIL-STD-1691 data can only be accessed from the Equipment Plan.

#### KEY NOTES

1. MOUNT A5145, HOOK, AT 1219 [4'-0"] AFF. PROVIDE 2-A5145'S FOR NAVY PROJECTS ONLY. MOUNT 1-A5145 AT 1219 [4'-0"] AFF AND 1-A5145 AT 1524 [5'-0"] AFF.
2. P3200, ELECTRONIC LAVATORY, MAY BE USED INSTEAD OF P3100, LAVATORY. FOR THE P3200 PROVIDE EITHER BATTERY POWER OR HARD WIRED CONNECTION.
3. LENGTH OF E1500, WALL MOUNTED RAIL, TO BE DETERMINED BY MANUFACTURER/INSTALLER.
4. MOUNT A5145, HOOK, AT 1372 [4'-6"] AFF.
5. COORDINATE LOCATIONS OF ELECTRICAL AND DATA OUTLETS WITH M1802, WALL MOUNTED, FOLD DOWN COMPUTER.
6. VACUUM SLIDE.

## OUTPATIENT EEG TESTING AREA, 1 STATION (OPEE1)

SPECIALTY MEDICAL CLINICS

ELEVATIONS

11.15 NSM (120 NSF)

DATE: 01/28/2002

0 1000 2000

1:50 SCALE (MILLIMETERS)

Project Rooms (User Contents Only)

As of 08/12/2005

Page 1

Room Code: OPEE1 Room Qty: 1 Room Area: 120.01 Room Description: OUTPATIENT EEG TESTING AREA, 1 STATION

JSN	NOMENCLATURE	Qty	UNIT	LOG	Utl	Utl	Utl	Utl	Utl	Utl
			ISSUE	CAT	1	2	3	4	5	6

Equipment per Room:

A1066	Mirror, Float Glass, With SS Frame, 36X18	1	EA	A	.	.	.	.	.	.
A1132	Rail, Accessory Mounting, Length As Required	1	LF	C	.	.	.	.	.	.
A5075	Dispenser, Soap, Disposable	1	EA	C	.	.	.	.	.	.
A5080	Dispenser, Paper Towel, SS, Surface Mounted	1	EA	A	.	.	.	.	.	.
A5106	Waste Disposal Unit, Sharps w/Glove Dispenser	1	EA	C	.	.	.	.	.	.
A5145	Hook, Garment, Double, SS, Surface Mounted	2	EA	A	.	.	.	.	.	.
A5180	Track, Cubicle, Surface Mounted, With Curtain	1	FT	A	.	.	.	.	.	.
E0906	Locker, Supply, General, Wall Mtd, 23"W x 20"D	1	EA	C	.	.	.	.	.	.
E0912	Locker, Supply, Med Surg, Wall Mtd	1	EA	C	.	.	.	.	.	.
E1500	Rail, MOD, W/MNTD, HX144XD	1	EA	C	.	.	.	.	.	.
F0265	Chair, Recliner	1	EA	C	.	.	.	.	.	.
F0340	Stool, Self Adjusting	1	EA	C	.	.	.	.	.	.
F2000	Basket, Wastepaper, Round, Metal, 18 H x 16 Dia.	1	EA	C	.	.	.	.	.	.
F3200	Clock, Battery, 12" Diameter	1	EA	C	.	.	.	.	.	.
M0755	Flowmeter, Oxygen, Low Flow	1	EA	C	.	.	A	.	.	.
M0765	Regulator, Vacuum	1	EA	C	.	.	B	.	.	.
M1620	Holder, Chart, Patient, Wall or Door Mounted	1	EA	A	.	.	.	.	.	.
M1802	Work Station, Computer, Retractable, Wall Mount	1	EA	C	.	G	.	.	.	D
M3070	Hamper, Linen, Mobile, w/Lid	1	EA	C	.	.	.	.	.	.
M3072	Frame, Infectious Waste Bag w/Lid	1	EA	C	.	.	.	.	.	.
M4100	Sphygmomanometer, Aneroid, Wall Mounted	1	EA	C	.	.	.	.	.	.
M4200	Otoscope/Ophthalmoscope, Wall Mounted	1	EA	C	.	A	.	.	.	.
M7723	Electroencephalograph, 32 Channel	1	EA	C	.	A	.	.	.	.
M7905	Oximeter, Pulse	1	EA	C	.	A	.	.	.	.
P3100	Lavatory, Vitreous China, Slab Type	1	EA	A	D	.	.	.	.	.

=====

\*\*\*GRAND TOTAL\*\*\*

26