

NOTES

1. PROVIDE ONE M5500, OPHTHALMIC AUTOREFRACTOR, PER FOUR OPHTHALMOLOGY EXAM ROOMS.

KEY NOTES

1. MOUNT A5145, HOOK, AT 1372 [4'-6"] AFF. PROVIDE 2-A5145'S FOR NAVY PROJECTS ONLY. MOUNT 1-A5145 AT 1372 [4'-6"] AFF AND 1-A5145 AT 1524 [5'-0"] AFF.
2. PROVIDE M4100, SPHYGMOMANOMETER, FOR NAVY PROJECTS ONLY.
3. PROVIDE M5520, LENSOMETER, FOR ARMY PROJECTS. IT IS OPTIONAL FOR NAVY AND AIR FORCE PROJECTS.
4. M4200, OTOSCOPE/OPHTHALMOSCOPE, IS OPTIONAL.
5. THE ACCEPTABLE RANGE FROM M5600, CHAIR, TO M5562, VISUAL ACUITY TESTER, IS 3048 [10'-0"] TO 6096 [20'-0"].
6. PROVIDE M5536, BINOCULAR DIRECT OPHTHALMOSCOPE, INSTEAD OF M5535, BINOCULAR INDIRECT OPHTHALMOSCOPE, FOR ARMY PROJECTS.
7. COORDINATE LOCATION OF M1620, PATIENT CHART HOLDER, AND ROOM SIGNAGE.
8. P3200, UTR ELECTRONIC LAVATORY, MAY BE USED INSTEAD OF P3100, LAVATORY. FOR THE P3200 PROVIDE EITHER BATTERY POWER OR HARD WIRED CONNECTION.

EYE, OPHTHALMOLOGY EXAM ROOM (EYOT2)

OPHTHALMOLOGY/OPTOMETRY

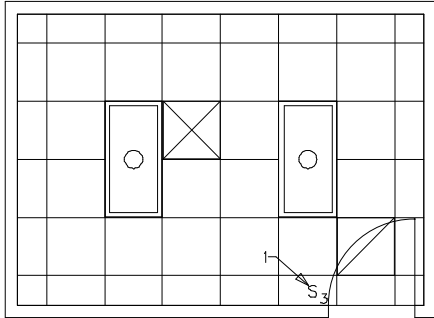
0 1000 2000

FLOOR/EQUIPMENT PLAN 13.01 NSM (140 NSF)



DATE: 07/12/2001

1:50 SCALE (MILLIMETERS)



KEY NOTES

1. SWITCH FOR ROOM ON/OFF LIGHTING CONTROLS. DIMMING CONTROLS ARE PROVIDED IN M5016, REFRACTION DESK.

EYE, OPHTHALMOLOGY EXAM ROOM (EYOT2)

OPHTHALMOLOGY/OPTOMETRY

0 1000 2000

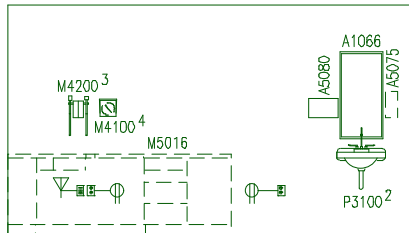
CEILING PLAN

13.01 NSM (140 NSF)

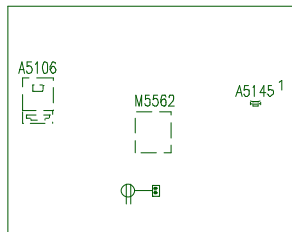


DATE: 07/12/2001

1:50 SCALE (MILLIMETERS)



NORTH



EAST

KEY NOTES

1. MOUNT A5145, HOOK, AT 1372 [4'-6"] AFF. PROVIDE 2-A5145'S FOR NAVY PROJECTS ONLY.  
MOUNT 1-A5145 AT 1372 [4'-6"] AFF AND 1-A5145 AT 1524 [5'-0"] AFF.
2. P3200, UTR ELECTRONIC LAVATORY, MAY BE USED INSTEAD OF P3100, LAVATORY. FOR THE P3200 PROVIDE EITHER BATTERY POWER OR HARD WIRED CONNECTION.
3. M4200, OTOSCOPE/OPHTHALMOSCOPE, IS OPTIONAL.
4. PROVIDE M4100, SPHYGMOMANOMETER, FOR NAVY PROJECTS ONLY.

General Notes:

1. For typical equipment mounting heights see "TYPICAL EQUIPMENT MOUNTING HEIGHTS" drawing.
2. MIL-STD-1691 data can only be accessed from the Equipment Plan.

EYE, OPHTHALMOLOGY EXAM ROOM (EYOT2)

OPHTHALMOLOGY/OPTOMETRY

ELEVATIONS

13.01 NSM (140 NSF)

0 1000 2000



DATE: 07/12/2001

1:50 SCALE (MILLIMETERS)

Project Rooms (User Contents Only)

As of 06/10/2005

Page 1

Room Code: EYOT2 Room Qty: 1 Room Area: 140.00 Room Description: EYE, OPHTHALMOLOGY EXAM ROOM

JSN	NOMENCLATURE	Qty	UNIT	LOG	Utl	Utl	Utl	Utl	Utl	Utl
			ISSUE	CAT	1	2	3	4	5	6
Equipment per Room:										
A1066	Mirror, Float Glass, With SS Frame, 36X18	1	EA	A	.	.	.	.	.	.
A5075	Dispenser, Soap, Disposable	1	EA	C	.	.	.	.	.	.
A5080	Dispenser, Paper Towel, SS, Surface Mounted	1	EA	A	.	.	.	.	.	.
A5106	Waste Disposal Unit, Sharps w/Glove Dispenser	1	EA	C	.	.	.	.	.	.
A5145	Hook, Garment, Double, SS, Surface Mounted	1	EA	A	.	.	.	.	.	.
E0948	Cart, General Storage, Mobile, 42"H x 32"W x 22"	1	EA	C	.	.	.	.	.	.
F0205	Chair, Side With Arms	1	EA	C	.	.	.	.	.	.
F2000	Basket, Wastepaper, Round, Metal, 18 H x 16 Dia.	1	EA	C	.	.	.	.	.	.
F3200	Clock, Battery, 12" Diameter	1	EA	C	.	.	.	.	.	.
M1620	Holder, Chart, Patient, Wall or Door Mounted	1	EA	A	.	.	.	.	.	.
M4100	Sphygmomanometer, Aneroid, Wall Mounted	1	EA	C	.	.	.	.	.	.
M4200	Otoscope/Ophthalmoscope, Wall Mounted	1	EA	C	.	A	.	.	.	.
M5016	Desk, Refraction w/console, w/o Sink	1	EA	A	.	F	.	.	.	.
M5030	Stool, Surgeon, Revolving	1	EA	C	.	.	.	.	.	.
M5520	Lensometer	1	EA	C	.	A	.	.	.	.
M5530	Lamp, Slit, w/Applanation Tonometer	1	EA	C	.	A	.	.	.	.
M5535	Ophthalmoscope, Binocular, Indirect	1	EA	C	.	A	.	.	.	.
M5545	Ophthalmometer/Keratometer	1	EA	C	.	A	.	.	.	.
M5562	Tester, Visual Acuity, Video/Microprocessor Base	1	EA	C	.	A	.	.	.	.
M5700	Frame Set, Lens, Trial	1	EA	C	.	.	.	.	.	.
P3100	Lavatory, Vitreous China, Slab Type	1	EA	A	D	.	.	.	.	.

=====

\*\*\*GRAND TOTAL\*\*\* 21