

#### KEY NOTES:

1. TOILET Z0002 EQUAL TO 3.15 NSM [34 NSF]
2. 3'-8" MINIMUM DOOR WIDTH. SECLUSION & TOILET ROOM MUST SWING OUT.
3. DOOR SHALL NOT HAVE PROJECTING HARDWARE ON SECLUSION AND TOILET ROOM SIDE.
4. DOOR SHALL HAVE VISION LITE WITH INTERNAL BLINDS, CONTROLS ON ANTE ROOM SIDE. GLAZE WITH POLYCARBONATE SHEET.
5. PROVIDE IMPACT RESISTANT POLYCARBONATE SHEET OVER WINDOW GLAZING OR COVER WITH SCREENS ON INSIDE.
6. BOLT BED TO FLOOR FOR MAXIMUM SECURITY. CHECK WITH FACILITY.
7. LOCKABLE DOOR FROM ANTE ROOM SIDE
8. ELECTRICAL OUTLETS ARE PROHIBITED IN THE SECLUSION ROOM AND TOILET.
9. ROOM DOOR SHALL BE LOCATED FOR DIRECT STAFF SUPERVISION.
10. SIZE WINDOWS TO THE MAXIMUM ALLOWED BY NF-3-400-01 (LATEST EDITION).  
DESIGN: ENERGY CONSERVATION & ASHRAE 90.1 (LATEST EDITION)  
ASHRAE ENERGY STANDARD FOR BUILDINGS EXCEPT LOW-RISE  
RESIDENTIAL BUILDINGS, BUILDING ENVELOPE REQUIREMENTS APPENDIX B
11. RECESSED THERMOSTAT TAMPER PROOF.

## BEDROOM, SECLUSION (BRNP5)

**4.01.09**

NURSING UNIT

FLOOR /EQUIPMENT PLAN

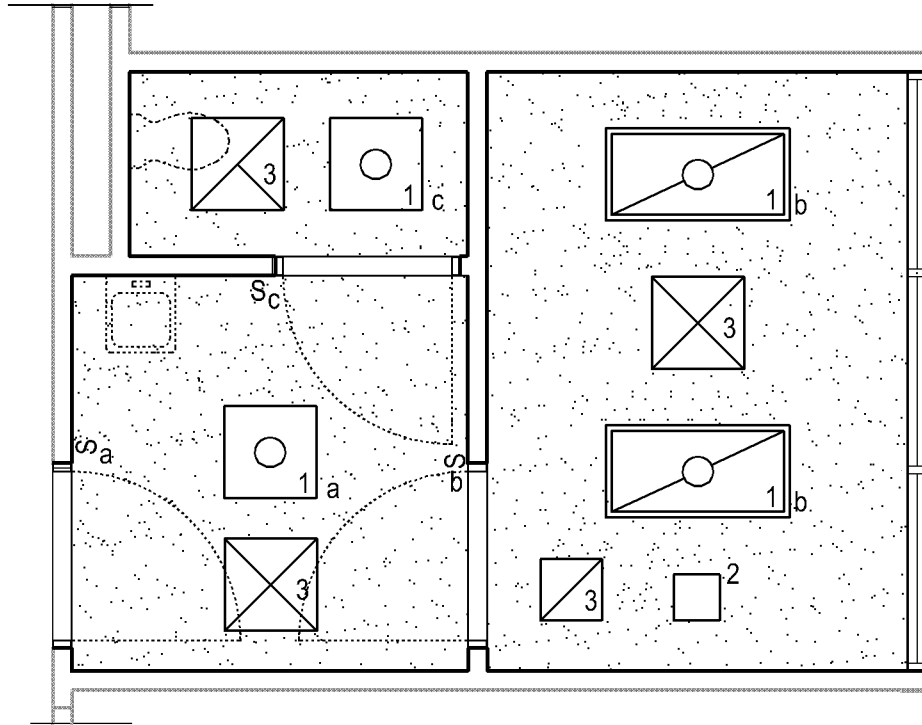
18.58 NSM (200 NSF)

DATE: 04/24/2006

0 1000 2000



1:50 SCALE (MILLIMETERS)



#### KEY NOTES:

1. SECURITY LIGHT FIXTURE. ALL EXPOSED SEAMS TO BE CONTINUOUSLY WELDED. ONE PIECE DOOR WITH CONTINUOUS PIANO HINGE. FULLY RECESSED CAPTIVE FASTENERS. LENS TO BE ACRYLIC AND SECURED TO PREVENT REMOVAL. SECURITY MOUNT TO CEILING TO PREVENT FIXTURE REMOVAL.
2. RECESSED CAMERA BEHIND PROTECTIVE POLYCARBONATE SHEET FOR MONITORING PATIENT FROM CONTROL STATION. VERIFY POWER REQUIREMENTS WITH USING SERVICE.
3. HVAC SUPPLY, RETURN AND EXHAUST GRILLES SHALL BE SECURITY TYPE CONSTRUCTION TO PROHIBIT REMOVAL FROM THE FRONT OF THE GRILLE.

## BEDROOM, SECLUSION (BRNP5)

4.01.09

NURSING UNIT

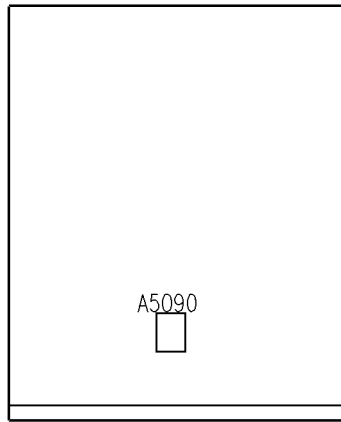
CEILING PLAN

DATE: 04/24/2006

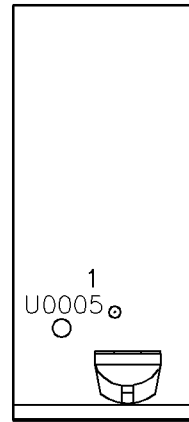
0 1000 2000



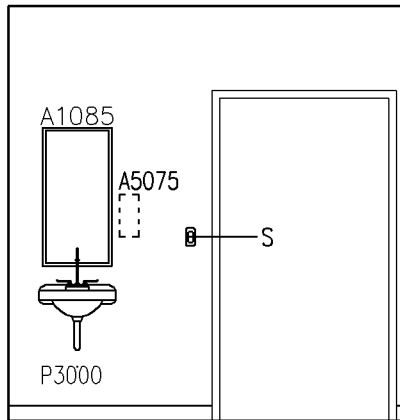
1:50 SCALE (MILLIMETERS)



**NORTH**  
Z0002



**WEST**  
Z0002



**NORTH**  
BRNP6

NOTES

1. SEE TYPICAL EQUIPMENT MOUNTING HEIGHTS SCHEDULE. SEE SECTION 7.01

KEY NOTES:

1. RECESSED TOILET PAPER HOLIDER

**TOILET, SECLUSION (Z0002)**

**4.01.09**

NURSING UNIT

ELEVATIONS

DATE: 04/24/2006

0 1000 2000



1:50 SCALE (MILLIMETERS)

# Medical Equipment Room Guide Plates

## 4.01 Nursing Unit

Plate Number 4.01.09

Room Name: Bedroom, Seclusion

SEPS# BRNP5

JSN	Nomenclature	Qty	Army Cat	Navy Cat	AF Cat	Utilities					
						1	2	3	4	5	6
M7011	Bed, Platform, Without Visible Legs, Psychiatric	1	C	C	C	.	.	.	.	.	.

Room Name: Bedroom, Seclusion, Ante Room

SEPS# BRNP6

JSN	Nomenclature	Qty	Army Cat	Navy Cat	AF Cat	Utilities					
						1	2	3	4	5	6
A1085	Mirror, SS, W/ SS Frame, 36 x 18	1	A	A	A	.	.	.	.	.	.
A5075	Dispenser, Soap, Disposable	1	C	C	C	.	.	.	.	.	.
A5080	Dispenser, Paper Towel, SS, Surface Mounted	1	A	A	A	.	.	.	.	.	.
F2000	Basket, Wastepaper, Round, Metal, 18 H x 16 Dia.	1	C	C	C	D	.	.	.	.	.
P3000	Lavatory, Vitreous China, Straight Back	1	A	A	A	.	.	.	.	.	.

Room Name: Seclusion (Toilet)

SEPS# Z0002

JSN	Nomenclature	Qty	Army Cat	Navy Cat	AF Cat	Utilities					
						1	2	3	4	5	6
A5090	Disposal, Sanitary Napkin, SS, Surface Mounted	1	A	A	A	.	.	.	.	.	.
P9400	Toilet, Wall Hung, Siphon Jet, Psychiatric	1	A	A	A	B	.	.	.	.	.
U0005	Dispenser, Toilet Tissue, SS, Single Roll, Recessed	1	A	A	A	.	.	.	.	.	.