



**US Army Corps  
of Engineers®**

# ENGINEERING AND CONSTRUCTION BULLETIN

No. 2012-28

Issuing Office: CECW-CE

Issued: 1 Oct 2012

Expires: 1 Oct 2014

**Subject:** Marking of Army Airfields and Heliports

**Applicability:** Directive

1. This ECB is a reissue of expired [ECB 2008-11](#), with no technical changes, and provides current requirements for marking U.S. Army airfield pavements. This ECB will expire as noted above or upon issuance of new Markings ETL, currently in development.

2. References:

a. UFC 3-260-05A, Marking of Army Airfield-Heliport Operational and Maintenance Facilities, 16 January 2004, with web link at:

[http://www.wbdg.org/ccb/DOD/UFC/ufc\\_3\\_260\\_05a.pdf](http://www.wbdg.org/ccb/DOD/UFC/ufc_3_260_05a.pdf)

b. AFI 32-1042, Standards for Airport Markings, 27 October 2005, with web link at:

<http://www.e-publishing.af.mil/shared/media/epubs/AFI32-1042.pdf>

c. AF ETL 04-02, Standard Airfield Pavement Marking Schemes, 19 July 2004, with web link at: [http://www.wbdg.org/ccb/AF/AFETL/etl\\_04\\_2.pdf](http://www.wbdg.org/ccb/AF/AFETL/etl_04_2.pdf)

3. Marking Requirements:

a. Chapter 2 of UFC 3-260-05A shall be used for marking all U.S. Army runways except for threshold markings.

b. The threshold markings attached to this ECB shall be used on precision and non-precision runways. The attached drawings are U.S. Army Aeronautical Services Agency (USAASA) approved and FAA compliant.

c. Heliports shall be marked in accordance with Chapter 3 and 4 of UFC 3-260-05A.

d. All other markings shall be in accordance with AF ETL 04-02 and AFI 32-1042.

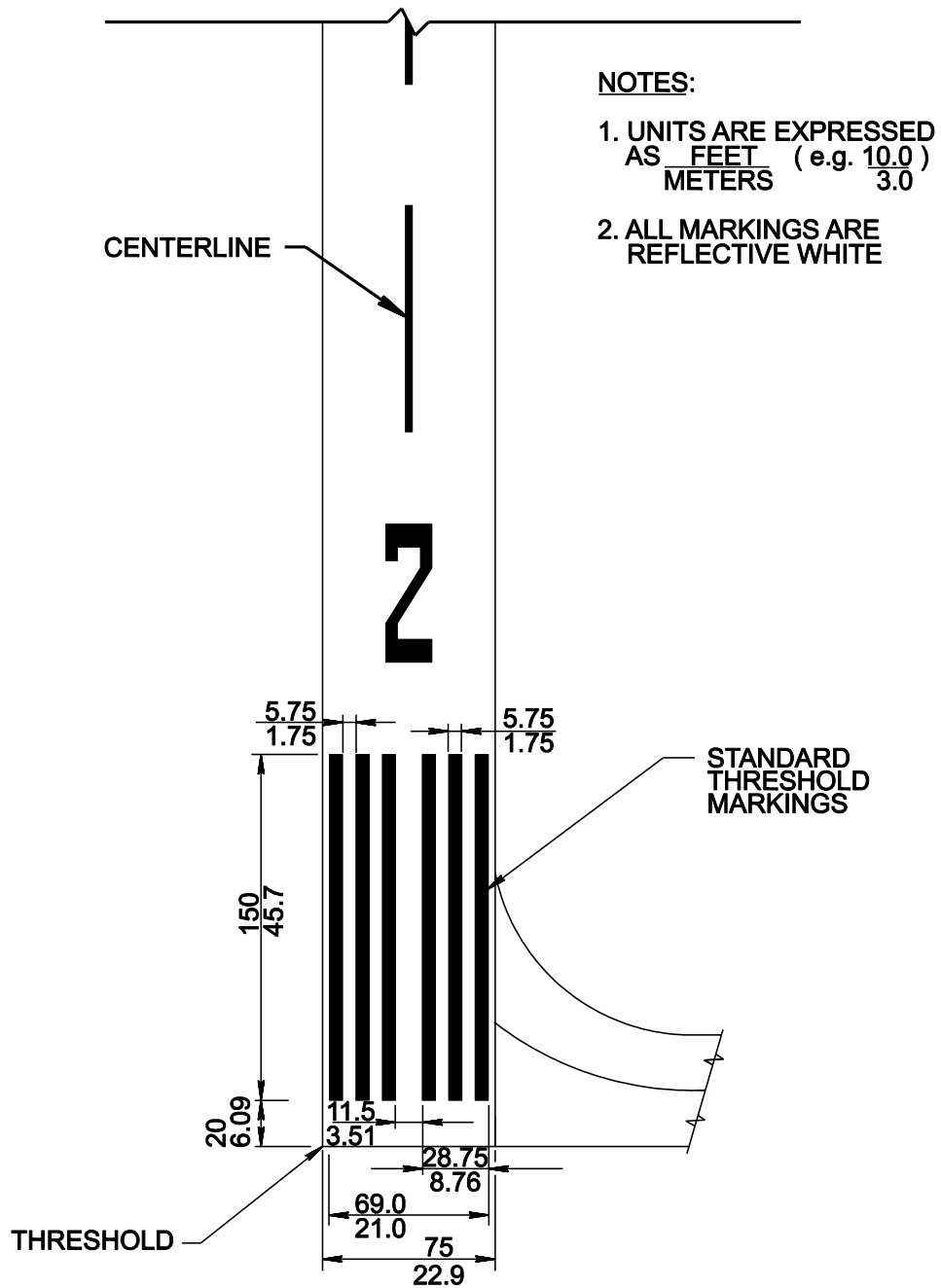
4. Point of contact for this ECB is Paul Dicker, CECW-CE-D, 202-761-0995, [paul.f.dicker@usace.army.mil](mailto:paul.f.dicker@usace.army.mil). Technical issues may be directed to John Hawkins, USACE Transportation Systems Center, 402-995-2409, [john.c.hawkins@usace.army.mil](mailto:john.c.hawkins@usace.army.mil)

Encl

//S//

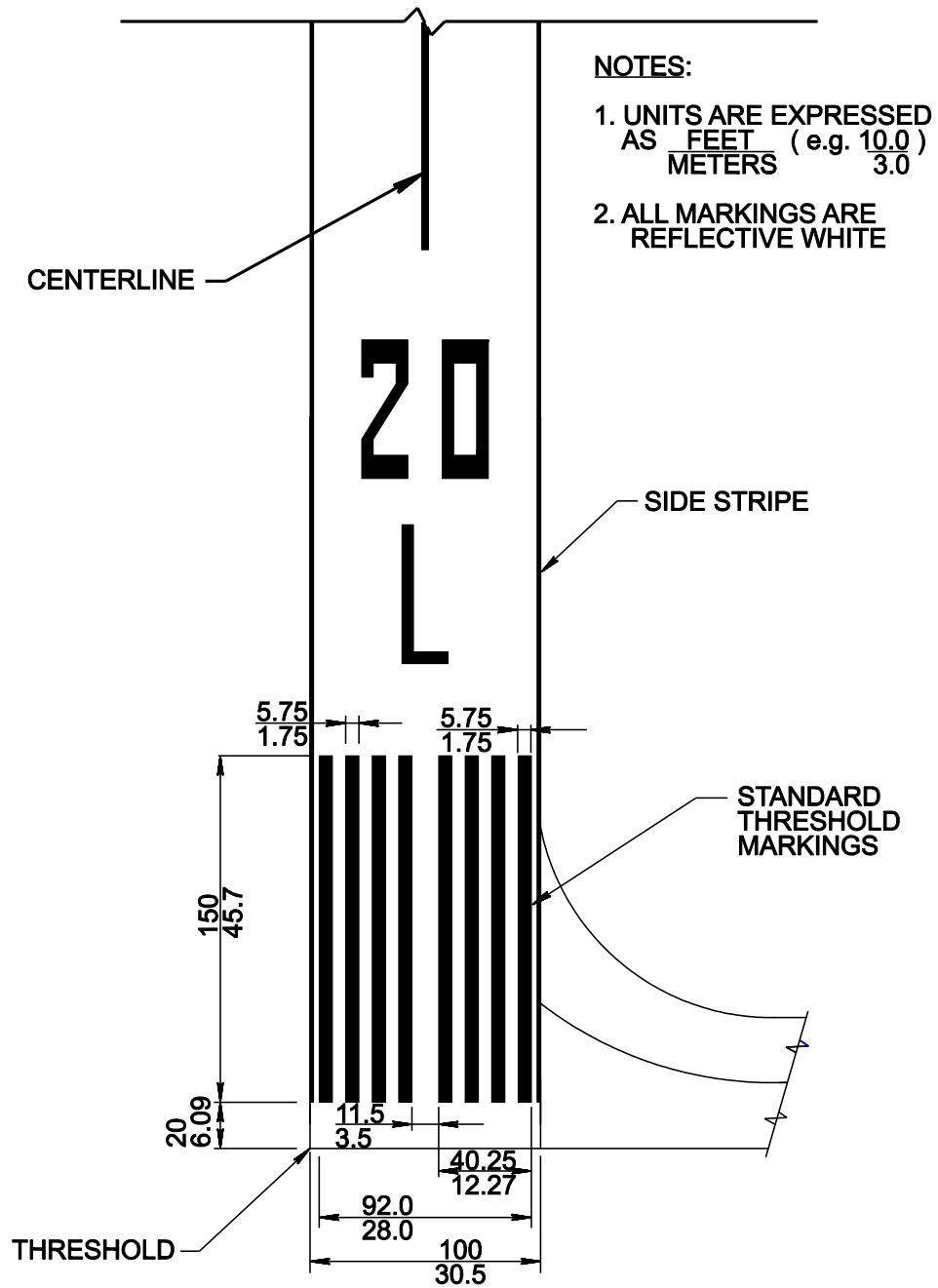
JAMES C. DALTON, P.E., SES  
Chief, Engineering and Construction  
Directorate of Civil Works

ATTACHMENT 1



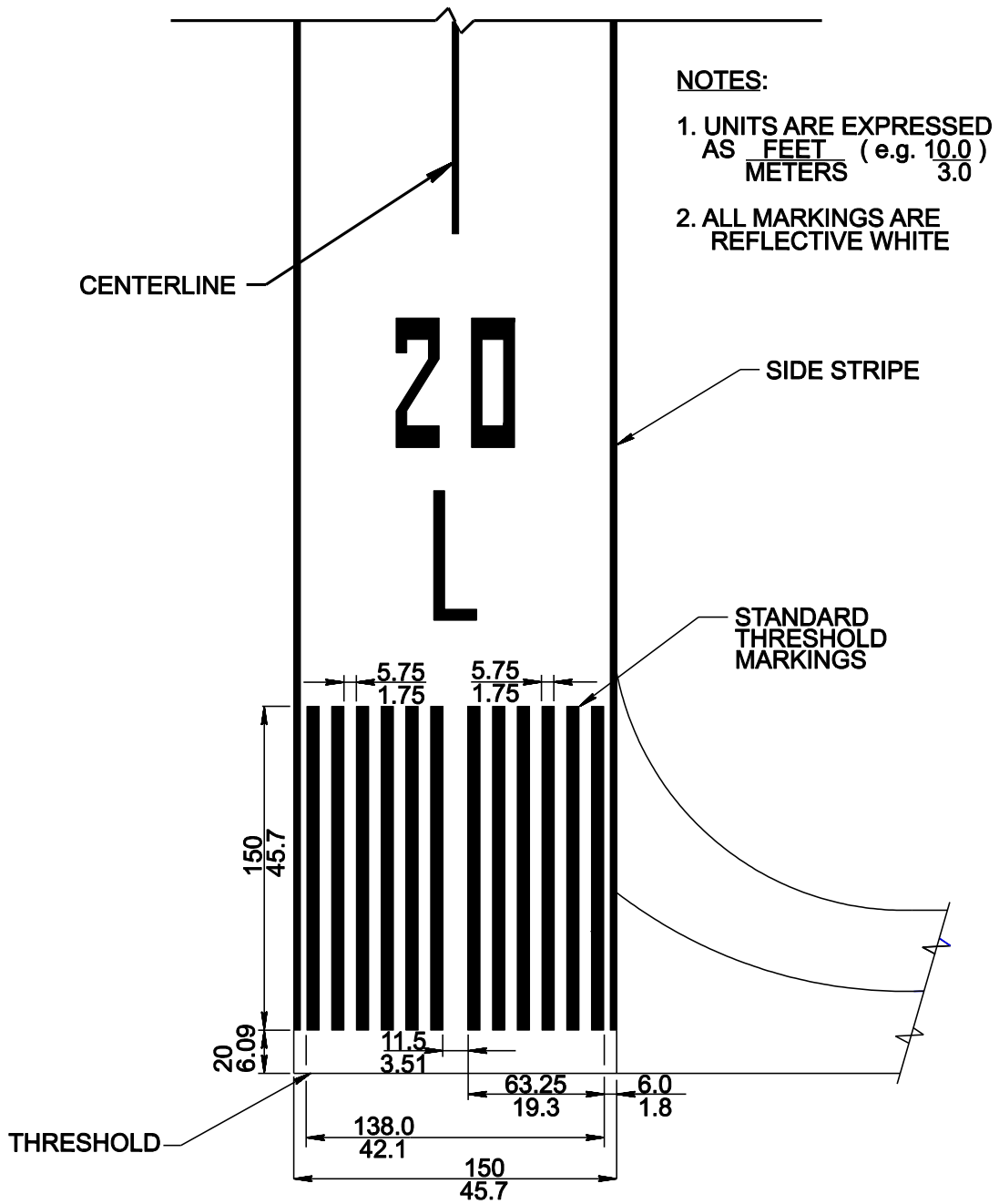
75 Foot Wide Runway  
Revised Non-Precision and Precision Runway  
Standard Threshold Runway Markings  
Revised 2008

**ATTACHMENT 2**



100 Foot Wide Runway  
Revised Precision and Nonprecision Instrument  
Standard Threshold Runway Markings  
Revised 2008

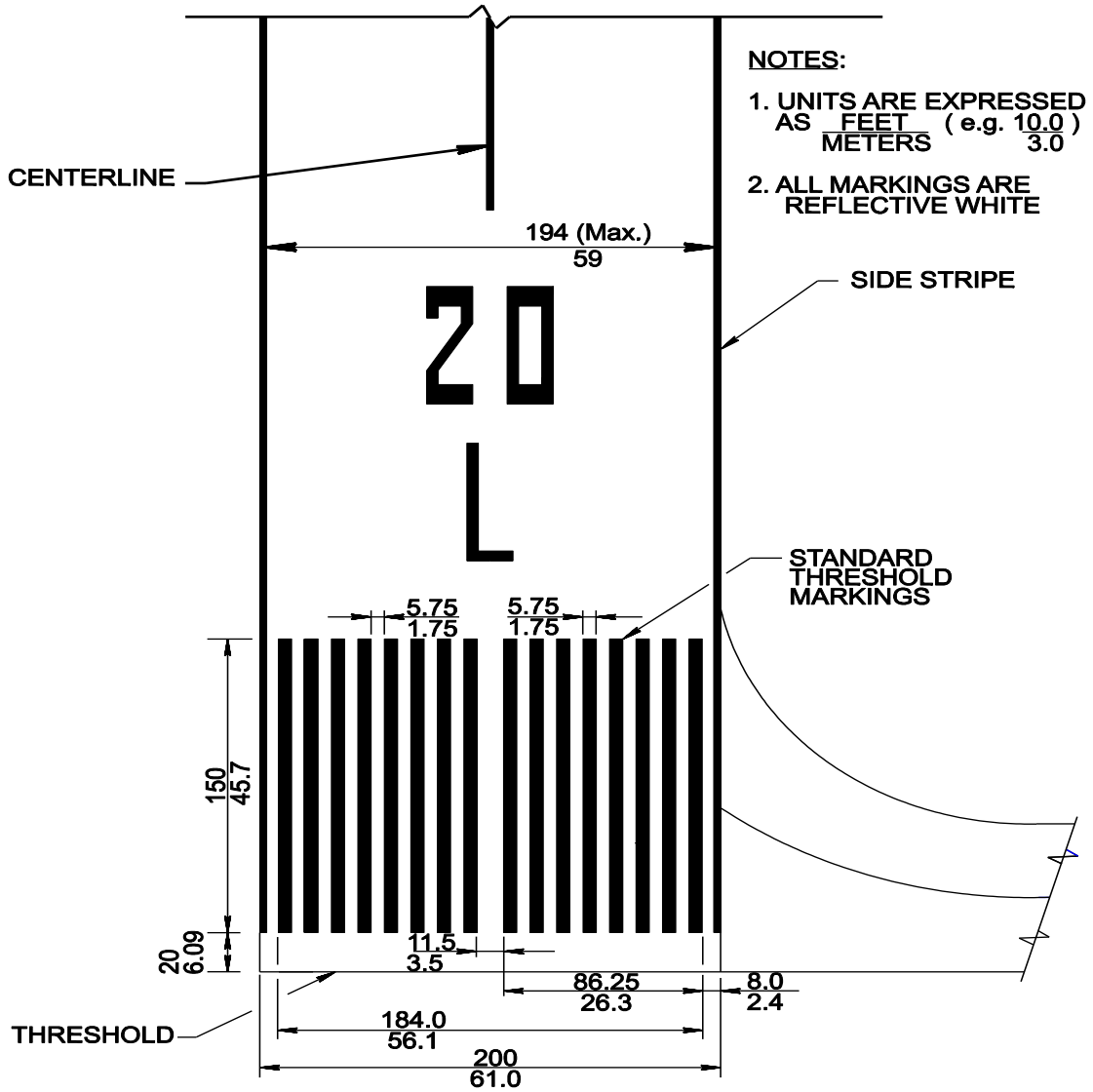
ATTACHMENT 3



- NOTES:**
1. UNITS ARE EXPRESSED AS  $\frac{\text{FEET}}{\text{METERS}}$  (e.g.  $\frac{10.0}{3.0}$ )
  2. ALL MARKINGS ARE REFLECTIVE WHITE

150 Foot Wide Runway  
 Revised Precision and Nonprecision Instrument  
 Standard Threshold Runway Markings  
 Revised 2008

**ATTACHMENT 4**



**200 Foot and Wider Runways**  
**Revised Precision and Nonprecision Instrument**  
**Standard Threshold Runway Markings**  
**Revised 2008**