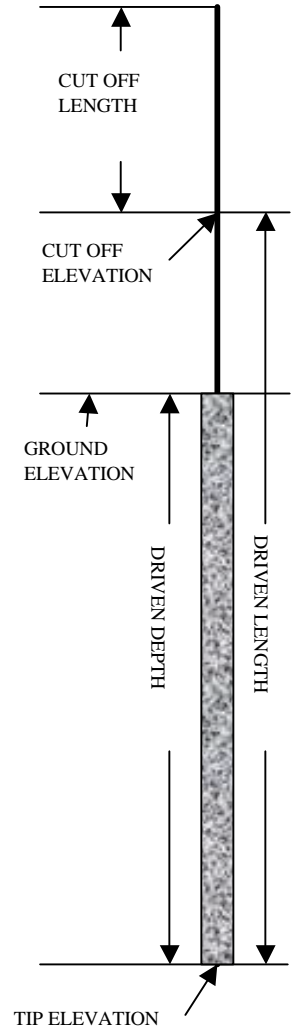


PILE DRIVING LOG - CONTRACT NO. \_\_\_\_\_

BUILDING/STRUCTURE: \_\_\_\_\_  
 CONTRACTOR: \_\_\_\_\_  
 PILE LOCATION: \_\_\_\_\_ PILE SIZE (BUTT/TIP): \_\_\_\_\_  
 GROUND ELEVATION: \_\_\_\_\_  
 TIME START: \_\_\_\_\_  
 TIME FINISH: \_\_\_\_\_  
 HAMMER TYPE: \_\_\_\_\_  
 'DEPTH' COLUMN OF PILE DRIVING RECORD REFERENCED TO: \_\_\_\_\_

DATE PILE DRIVEN: \_\_\_\_\_  
 TYPE OF PILE: \_\_\_\_\_  
 LENGTH: \_\_\_\_\_  
 CUT OFF ELEVATION: \_\_\_\_\_  
 BATTERED/VERTICAL: \_\_\_\_\_  
 COMPANY: \_\_\_\_\_  
 INSPECTOR: \_\_\_\_\_

DEPTH IN MM	BLOWS	REMARKS	DEPTH IN MM	BLOWS	REMARKS	DEPTH IN MM	BLOWS	REMARKS
300			12300			24300		
600			12600			24600		
900			12900			24900		
1200			13200			25200		
1500			13500			25500		
1800			13800			25800		
2100			14100			26100		
2400			14400			26400		
2700			14700			26700		
3000			15000			27000		
3300			15300			27300		
3600			15600			27600		
3900			15900			27900		
4200			16200			28200		
4500			16500			28500		
4800			16800			28800		
5100			17100			29100		
5400			17400			29400		
5700			17700			29700		
6000			18000			30000		
6300			18300			30300		
6600			18600			30600		
6900			18900			30900		
7200			19200			31200		
7500			19500			31500		
7800			19800			31800		
8100			20100			32100		
8400			20400			32400		
8700			20700			32700		
9000			21000			33000		
9300			21300			33300		
9600			21600			33600		
9900			21900			33900		
10200			22200			34200		
10500			22500			34500		
10800			22800			34800		
11100			23100			35100		
11400			23400			35400		
11700			23700			35700		
12000			24000			36000		



COMMENTS:

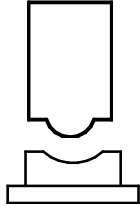
CUT OFF ELEVATION: FROM DRAWING: \_\_\_\_\_ PAYMENT: \_\_\_\_\_  
 TIP ELEVATION = GROUND ELEVATION - DRIVEN DEPTH = \_\_\_\_\_ DRIVEN LENGTH X BID PRICE = \_\_\_\_\_  
 DRIVEN LENGTH = CUT OFF ELEVATION - TIP ELEVATION = \_\_\_\_\_ CUT OFF LENGTH X 0.75 X BID PRICE = \_\_\_\_\_  
 CUT OFF LENGTH = PILE LENGTH - DRIVEN LENGTH = \_\_\_\_\_

# PILE AND DRIVING EQUIPMENT DATA FORM (SI)

Project: \_\_\_\_\_


Pile Driving Contractor: \_\_\_\_\_

HAMMER      Manufacturer: \_\_\_\_\_ Model: \_\_\_\_\_  
 Type: \_\_\_\_\_  
 Rated Energy: \_\_\_\_\_ to \_\_\_\_\_ kN-m @ \_\_\_\_\_ to \_\_\_\_\_ m stroke  
 Modifications: \_\_\_\_\_



RAM      Ram Weight: \_\_\_\_\_ kN

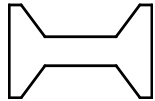

ANVIL OR  
 BASE      Weight: \_\_\_\_\_ kN



STRIKER  
 PLATE      Material: \_\_\_\_\_  
 Thickness: \_\_\_\_\_ mm      Area: \_\_\_\_\_ cm<sup>2</sup>  
 Modulus of Elasticity, E: \_\_\_\_\_ MPa  
 Coefficient of Restitution: \_\_\_\_\_




CAPBLOCK      Material: \_\_\_\_\_  
 Thickness: \_\_\_\_\_ mm      Area: \_\_\_\_\_ cm<sup>2</sup>  
 Modulus of Elasticity, E: \_\_\_\_\_ MPa  
 Coefficient of Restitution: \_\_\_\_\_




PILE CAP      Helmet      Weight: \_\_\_\_\_ kN  
 Bonnet      Material: -  
 Anvil Block      Remarks: -  
 Drivehead      -  
 Accessories      -

PILE CUSHION      Cushion Material : \_\_\_\_\_  
 Thickness: \_\_\_\_\_ mm      Area: \_\_\_\_\_ cm<sup>2</sup>  
 Modulus of Elasticity, E: \_\_\_\_\_ MPa  
 Coefficient of Restitution: \_\_\_\_\_



PILE      Type: \_\_\_\_\_  
 Pile Width: \_\_\_\_\_ cm      Length: \_\_\_\_\_ m  
 Diameter: \_\_\_\_\_ cm  
 Wall Thickness: \_\_\_\_\_ cm      Taper: \_\_\_\_\_  
 Cross Sectional Area: \_\_\_\_\_ cm<sup>2</sup>  
 Material: \_\_\_\_\_      Density: \_\_\_\_\_ kN/m<sup>3</sup>  
 Design Pile Capacity: \_\_\_\_\_ kN (Factor-of-Safety = \_\_\_\_\_)  
 Description of Splice: -  
 Tip Treatment Description: -



Remarks:  $f_c =$  \_\_\_\_\_ Mpa, residual prestress = \_\_\_\_\_ MPa

Submitted By: \_\_\_\_\_ Date: \_\_\_\_\_

Company: \_\_\_\_\_ Phone: \_\_\_\_\_